SHAKTI-Prospekt_04-2016_Layout 1 08.02.17 09:17 Seite 1

SHAKTI

PUMPING LIFE

4" SHAKTI

SUBMERSIBLE PUMP/ UNTERWASSERPUMPEN

NEU

3" PUMPE

Hydropipe Vertriebsgesellschaft m.b.H.

Büro & Verwaltung / *Headoffice:* 5082 Grödig • Oberfeldstraße 4
Zentrallager / *Distributioncenter:* 5412 Puch • Riesbachstraße 769 & 770
Tel. +43 (0) 62 46 / 744 31-0 • Fax +43 (0) 62 46 / 744 31-17 • office@hydropipe.at • www.hydropipe.at

TECHNICAL DATA / TECHNISCHE DATEN

4" SUBMERSIBLE PUMP / UNTERWASSERPUMPEN

EXAMPLE

QF 5 -5

Type range
Nominal flow rate x 10 lpm
Number of Impellers

SSP 3 -5

Shakti Submersible pump
Förderleistung m³/h
Stufenanzahl

APPLICATION

Electric submersible multistage pumps for raising clean water from wells, primary water supplying tanks and reservoirs 4 inch Submersible pump series are in radial floating impellers.

MAIN FIELD OF APPLICATION

- For water supply from wells or reservoirs
- For civil and industrial use
- For agricultural supply and irrigation
- Water heat pump systems

OPERATION CONDITIONS

Minimum diameter of well : 4 inch
Maximum sand content : 0.25 %
Maximum water temperature up to 40°C
Motor and Pump :
Motor : 220 - 240 V - 50/60 Hz single phase
380 - 415 V - 50/60 Hz three phases
Insulation class : F
Protection grade : IP 68
Pump : NEMA dimension standards

WARNING!

Please make sure the pump and motor set are put into underwater. Do not running it without water.

WARRANTY : 1 Year

VERWENDUNG

Zur Förderung von Trink-, Mineral- und Thermalwässern ohne abrasive oder langfaserige Bestandteile, die die Pumpenwerkstoffe chemisch nicht angreifen.

HAUPTEINSATZGEBIETE

- Wasserversorgung in Städten, Gemeinden und Betrieben
- Beregnungsanlagen
- Wasserhaltung in Tief- und Bergbau
- Wasserwärmepumpenanlagen

BETRIEBSBEDINGUNGEN

Mind. Brunnendurchmesser : 4 inch
Max. Sandgehalt : 0.25 %
Max. Wassertemperatur : 40°C
Motor und Pumpe :
Motor : 220 - 240 V - 50/60 Hz einphasig
380 - 415 V - 50/60 Hz dreiphasig
Isolationsklasse : F
Motorschutzklasse : IP 68
Pumpe : NEMA Größen-Standards

ACHTUNG!

Pumpe und Motor müssen unter Wasser sein. Pumpe darf nicht trocken laufen.

GARANTIE : 1 Jahr

CONTENT / INHALT

SHAKTI PUMPING LIFE

www.shaktipumps.com

PERFORMANCE CURVES / TECHNICAL DATA	PAGE NO.
PUMPENKENNLINIEN / TECHNISCHE DATEN	SEITE

EXAMPLE 02

ABOUT US / WIR ÜBER UNS 04

QUALITY POLICY / QUALTITÄTSPOLITIK 05

Ø 3" / Q 2 ..... 06 - 07

SSP 1 m³ (QF 1) ..... 08 - 09

SSP 2 m³ (QF 2) ..... 10 - 11

SSP 3 m³ (QF 5) ..... 12 - 13

SSP 5 m³ (QF 6) ..... 14 - 15

SSP 8 m³ (QF 12) ..... 16 - 17

SSP 9 m³ (QF 20) ..... 18 - 19

SSP 14 m³ (QF 25) ..... 20 - 21

Various Certifications 24

Considering continuous product development the information/performance/specifications and illustrations disseminated in this catalogue are subject to change without notice.

13100050

ABOUT US / WIR ÜBER UNS

Shakti means »POWER« and at Shakti Pumps this power corresponds to the power to perform, the power to persist and the power to save and all of the Shakti products exhibit this power through their performance.

Established in 1982, Shakti Pumps is the pioneer in producing stainless steel pumps in India. We became a Limited Company in the year 1995 & today with more than 1200 employees, Shakti pumps manufactures international standard pumps for a wide usage spectrum; be it domestic, agricultural, industrial, waste water or temperature control. Manufactured in a state-of-art facility using the best quality raw materials and the latest technology, each and every Shakti Pump is a result of our relentless research and our product policy of making the most efficient, high performance and engery-saving pumps. We strive to become one of the leading global players in the stainless steel pumps arena and have a remarkable presence in over 100 countries.

Unter Shakti Pumpen versteht man Kraft. Diese wird äußerst effektiv und energiesparend eingesetzt. Alle Produkte von Shakti sind das Ergebnis aus Kraft und Leistung.

Shakti Pumpen, gegründet 1982, ist der Pionier in der Herstellung von Edelstahl-Kreiselpumpen in Indien. 1995 wurde Shakti Pumpen in eine Gesellschaft m.b.H. umgewandelt und beschäftigt heute mehr als 1.200 Mitarbeiterinnen und Mitarbeiter. Shakti Pumpen produziert nach internationalem Standard für einen großen Anwendungsbereich in der Trinkwasserversorgung, Landwirtschaft, Industrie und im Abwasserbereich. Die Herstellung erfolgt nach neuestem technischen Wissen, neuesten Technologien und der Verwendung hochwertiger Rohstoffe. Jede einzelne Shakti Pumpe ist das Resultat intensiver Forschungsarbeit. Unsere Absatzpolitik ist ausgerichtet auf höchste Leistungsfähigkeit, exzellenten Wirkungsgrad und den damit verbundenen niedrigeren Energieverbrauch. Unser Bestreben ist es zu einem der führenden Edelstahl-Kreiselpumpen-Hersteller am Weltmarkt aufzusteigen. Schon jetzt sind wir in über 100 Staaten weltweit präsent.

Produktionsanlagen

Kathoden- & Elektroden-Fertigung

Forschungs- & Entwicklungsabteilung

SHAKTI
PUMPING LIFE
www.shaktipumps.com

QUALITY POLICY / QUALITÄTSPOLITIK

Shakti Pumps (I) LTD. is committed to achieve total customer satisfaction by manufacturing high quality pumps with global benchmark meeting customer expectations by providing timely supply and services to our costumers. We shall strive to maintain a high degree of goodwill and brand image to emerge as a market leader in domestic and international markets. We shall strive for providing excellent services to our customers with the help of teamwork and continual improvement of Quality Management Systems - thereby achieving total customer delight.

Shakti Pumps (I) LTD. ist bestrebt, höchste Kundenzufriedenheit bei der Herstellung hochwertiger Pumpen als weltumspannende Bestmarke zu erreichen. Dazu verpflichtet uns unser hoher Bekanntheitsgrad als Marktführer im Inland und auf dem internationalen Markt. Unsere zukunftsweisende Qualitätskontrolle sorgt schon jetzt dafür, dass jede Pumpe und jeder Motor auf dem Prüfstand einem 100 %igen Test unterworfen wird. Alle am Prüfstand gemessenen technischen Daten werden archiviert und können nach Bedarf über die Seriennummer abgerufen werden.

Pumpen- & Motoren-Fertigung

Fertigung von normalsaugenden Kreiselpumpen

PERFORMANCE CURVE / PUMPENKENNLINIEN Ø 3"

SUBMERSIBLE PUMP / UNTERWASSERPUMPEN Q 2 (3 ZOLL)

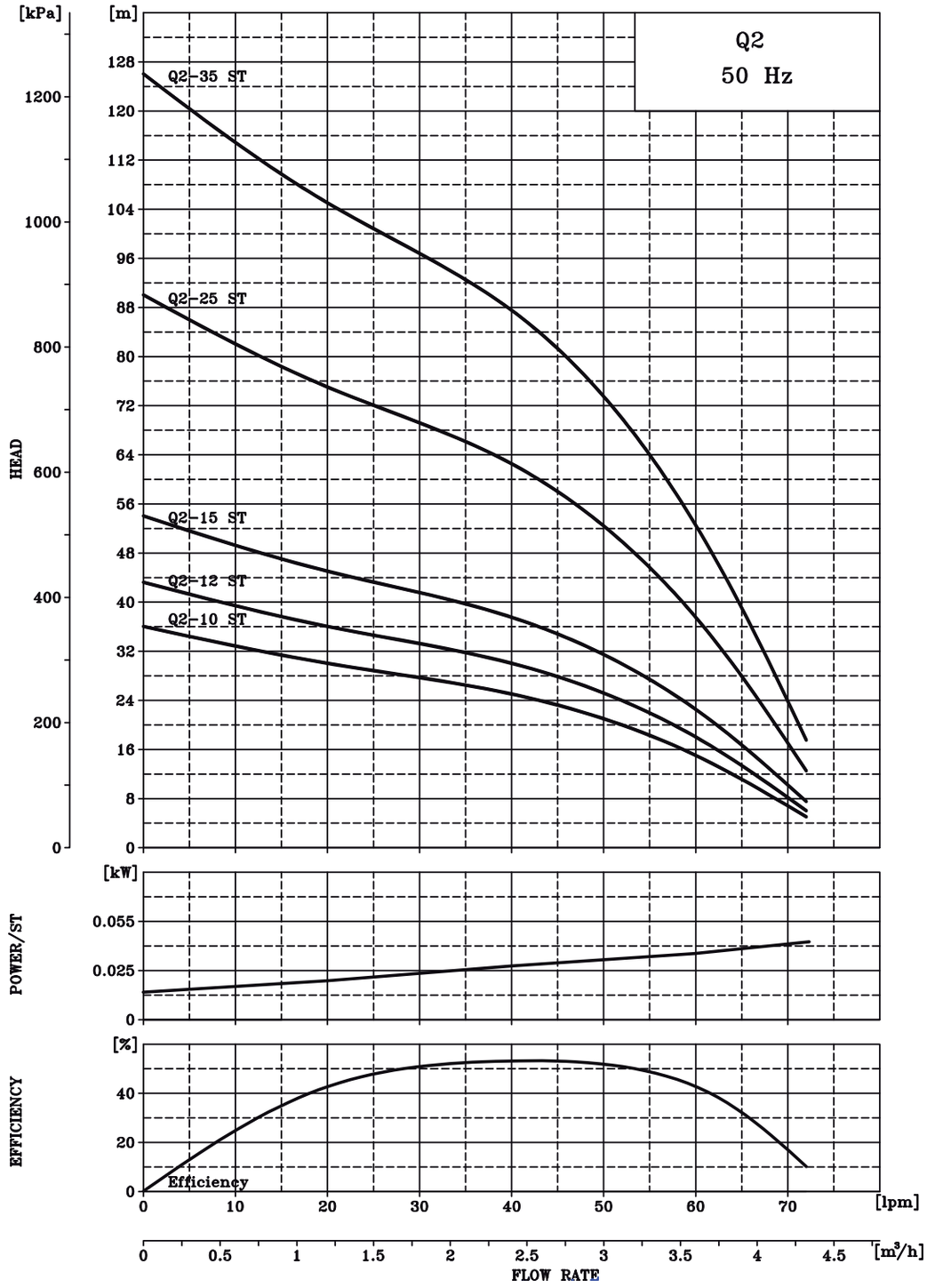

TECHNICAL DATA / TECHNISCHE DATEN Ø 3"

SUBMERSIBLE PUMP / UNTERWASSERPUMPEN Q 2(3 ZOLL)

SHAKTI PUMPING LIFE

www.shaktipumps.com

DIMENSIONS AND WEIGHTS

SHAKTI SUBMERSIBLE PUMP Q 2

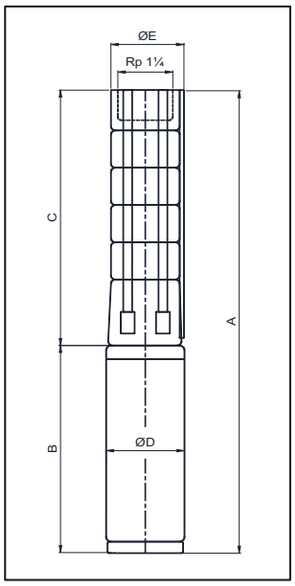

TECHNICAL DATA Q - 2									
PUMP TYPE	MOTOR		DIMENSIONS (mm)					NET WEIGHT (kg)	
	TYPE *	POWER (kW)	C	B	A	D	E	PUMP	MOTOR
				1X230V	1X230V				1X230V
Q2 - 10	V3 MOTOR	0.37	396	501	897	73	73	3	9
Q2 - 12	V3 MOTOR	0.55	438	501	939	73	73	4	10
Q2 - 15	V3 MOTOR	0.75	501	551	1052	73	73	5	12
Q2 - 25	V3 MOTOR	1.1	711	601	1312	73	73	6	14
Q2 - 35	V3 MOTOR	1.5	921	-	-	73	73	7	17

* Motor type may change as per requirement

E= Max. diameter of pump

PERFORMANCE TABLE Q2 50 HZ										
MOTOR		PUMP Type	STAGE	m3/hr	0.6	1.2	1.8	2.4	3	4.2
JOINING	RATING			LPH	600	1200	1800	2400	3000	4200
	HP / kW			LPM	10	20	30	40	50	70
MOTOR V3	0.75 / 0.55	Q2	10	HEAD (M)	33	30	28	25	21	5
MOTOR V3	1.0 / 0.75	Q2	12		40	36	34	30	26	6
MOTOR V3	1.0 / 0.75	Q2	15		50	45	42	38	32	8
MOTOR V3	1.5 / 1.1	Q2	25		83	75	70	63	53	13
MOTOR V3	2.0/1.5	Q2	35		117	105	98	89	75	19

PERFORMANCE CURVE / PUMPENKENNLINIEN

SUBMERSIBLE PUMP / UNTERWASSERPUMPEN SSP 1 m³ (QF 1)

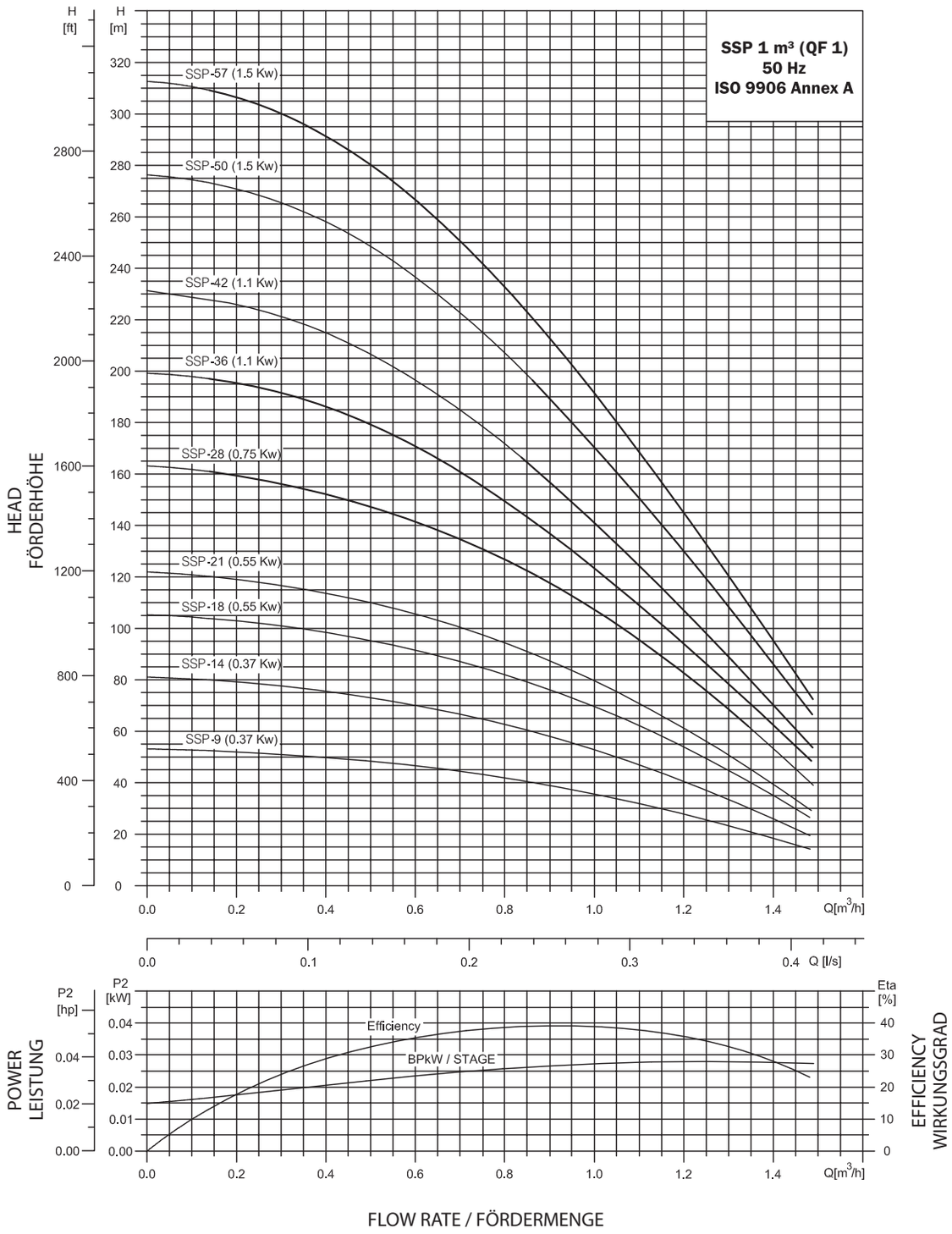

TECHNICAL DATA / TECHNISCHE DATEN

SUBMERSIBLE PUMP / UNTERWASSERPUMPEN SSP 1 m³ (QF 1)

SHAKTI PUMPING LIFE
www.shaktipumps.com

DIMENSIONS AND WEIGHTS

SHAKTI SUBMERSIBLE PUMP SSP 1 m³ (QF 1)

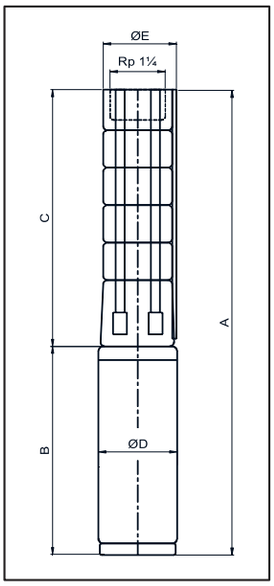

E = Maximum diameter of pump inclusive of cable guard & motor.

TECHNICAL DATA SSP 1 m³ (QF 1)

PUMP TYPE	MOTOR		DIMENSIONS (MM)							NET WEIGHT (KG)		
	TYPE	POWER (kW)	C	B		A		D	E	PUMP	MOTOR	
				1x230V	3x220V 3x400V	1x230V	3x220V 3x400V				1x230V	3x220V 3x400V
SSP1 - 9	4" PREMIUM 100	0.37	344	256	226	600	570	95	101	4	11	9
SSP1 - 14	4" PREMIUM 100	0.37	449	256	226	705	675	95	101	5	12	10
SSP1 - 18	4" PREMIUM 100	0.55	533	291	241	824	774	95	101	6	14	12
SSP1 - 21	4" PREMIUM 100	0.55	596	291	241	887	837	95	101	7	14	12
SSP1 - 28	4" PREMIUM 100	0.8	743	306	276	1049	1019	95	101	9	16	15
SSP1 - 36	4" PREMIUM 100	1.1	956	346	306	1302	1262	95	101	10	25	23
SSP1 - 42	4" PREMIUM 100	1.1	1082	346	306	1428	1388	95	101	13	27	25
SSP1 - 50	4" PREMIUM 100	1.5	1250	346	346	1596	1596	95	101	14	30	29
SSP1 - 57	4" PREMIUM 100	1.5	1397	346	346	1743	1743	95	101	15	32	32

* Motor type may change as per requirement .

PERFORMANCE TABLE / LEISTUNGSÜBERSICHT SSP 1 m³ (QF 1)

QF-1							DISCHARGE (Q)							
							m³/h	0	0.2	0.4	0.6	0.8	1	1.2	1.4
							l/min.	0	.333	6.66	10	13.33	16.66	20	23.33
MODEL	CONNECTION	MATERIAL CODE (4x4)	MOTOR RATING		I~	3~	TOTAL HEAD IN (m)							
			[kW]	[HP]	[A]	[A]								
SSP1-9	Rp1¼	9000002475	0.37	0.5	2.9	1.4	53	52	50	46	42	36	27	18
SSPL-14		9000002460	0.37	0.5	2.9	1.4	82	79	75	70	63	53	40	26
SSPL-18		9000002462	0.55	0.75	4	2.2	105	103	98	92	82	69	53	35
SSPL-21		9000002463	0.55	0.75	4	2.2	122	118	113	105	95	80	61	40
SSPL-28		9000002466	0.75	1	5.5	2.3	163	159	151	142	126	106	82	53
SSPL-36		9000002468	1.1	1.5	8.2	3.4	199	195	186	170	149	123	94	62
SSPL-42		9000002470	1.1	1.5	8.2	3.4	231	226	215	196	171	140	106	70
SSPL-50		9000002472	1.5	2.0	10.2	4.2	276	271	257	236	206	170	130	86
SSPL-57		9000002473	1.5	2.0	10.2	4.2	313	306	291	266	233	192	145	95

PERFORMANCE CURVE / PUMPENKENNLINIEN

SUBMERSIBLE PUMP / UNTERWASSERPUMPEN SSP 2 m³ (QF 2)

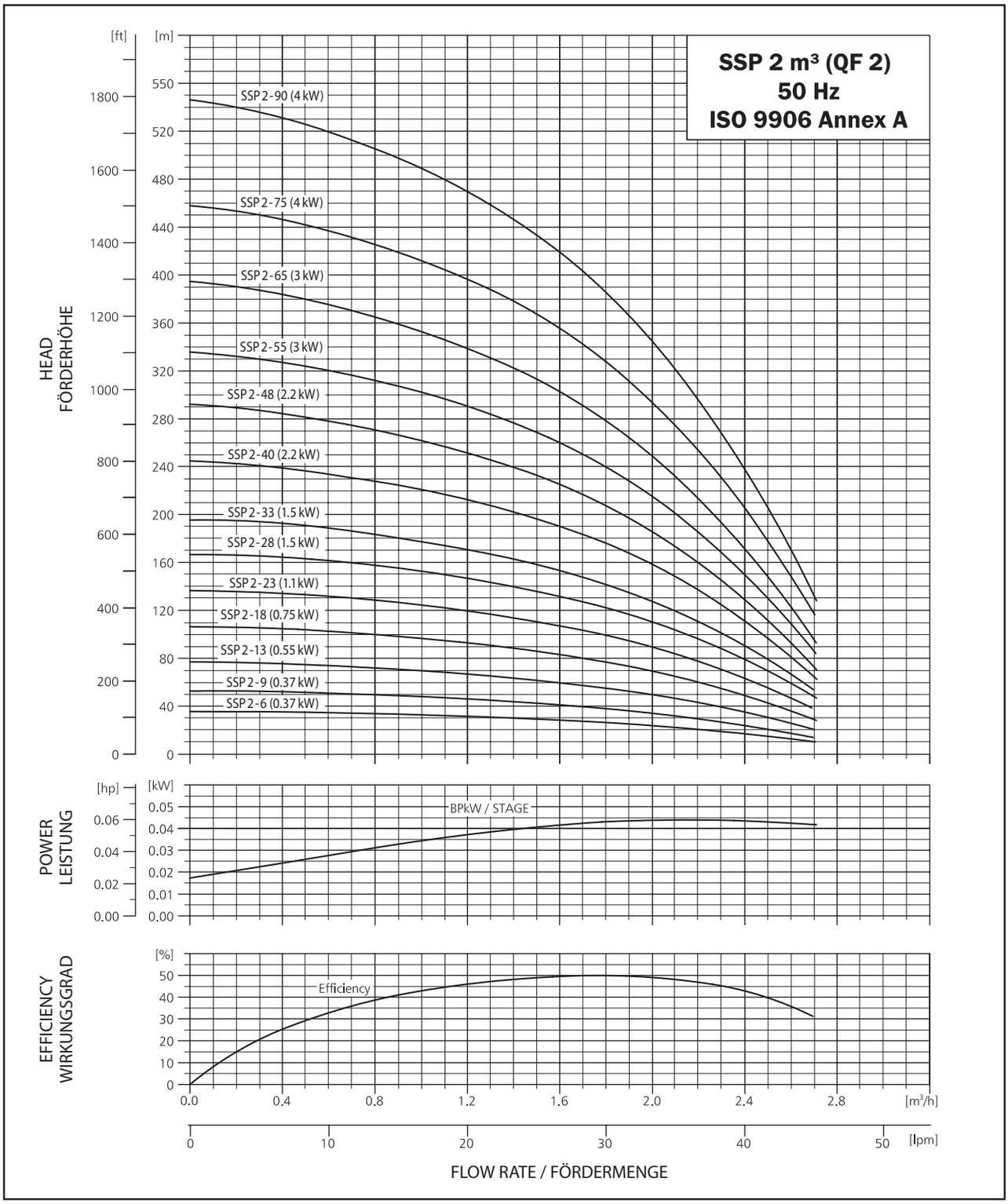

TECHNICAL DATA / TECHNISCHE DATEN

SUBMERSIBLE PUMP / UNTERWASSERPUMPEN SSP 2 m³ (QF 2)

SHAKTI PUMPING LIFE
www.shaktipumps.com

DIMENSIONS AND WEIGHTS

SHAKTI SUBMERSIBLE PUMP SSP 2 m³ (QF 2)

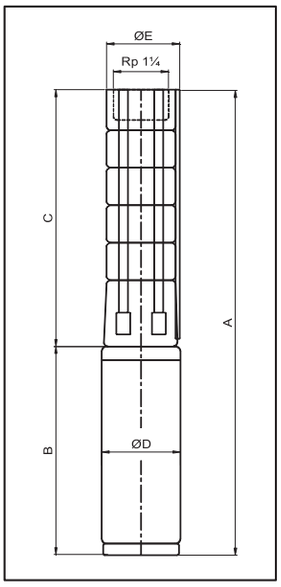

E = Maximum diameter of pump inclusive of cable guard & motor.

SSP 2 - 75 to SSP 2 - 90 are mounted in sleeve for Rp 1¼" connection and with max. diameter 108 mm.

TECHNICAL DATA SSP 2 m³ (QF 2)

PUMP TYPE	MOTOR		DIMENSIONS (MM)							NET WEIGHT (KG)		
	TYPE	POWER (KW)	C	B		A		D	E	PUMP	MOTOR	
				1X230V	3X220V 3X400V	1X230V	3X220V 3X400V				1X230V	3X220V 3X400V
SSP 2 - 6	PREMIUM 100	0.37	309	242	-	551	-	95	101	3	9	-
SSP 2 - 9	PREMIUM 100	0.37	372	242	-	614	-	95	101	4	9	-
SSP 2 - 13	PREMIUM 100	0.55	456	271	242	727	698	95	101	5	10	9
SSP 2 - 18	PREMIUM 100	0.75	561	292	271	853	832	95	101	6	11	10
SSP 2 - 23	PREMIUM 100	1.1	666	340	292	1006	958	95	101	7	13	11
SSP 2 - 28	PREMIUM 100	1.5	771	405	340	1176	1111	95	101	9	15	13
SSP 2 - 33	PREMIUM 100	1.5	876	405	340	1281	1216	95	101	10	15	13
SSP 2 - 40	PREMIUM 100	2.2	1023	482	405	1505	1428	95	101	11	17	15
SSP 2 - 48	PREMIUM 100	2.2	1191	482	405	1673	1596	95	101	13	17	15
SSP 2 - 55	PREMIUM 100	3.0	1338	-	482	-	1820	95	101	15	-	17
SSP 2 - 65	PREMIUM 100	3.0	1548	-	482	-	2030	95	101	17	-	17
SSP 2 - 75	PREMIUM 101	4.0	1758	693	-	2451	-	95	101	20	29	23
SSP 2 - 90	PREMIUM 101	4.0	2073	693	-	2766	-	95	101	23	29	23

* Motor type may change as per requirement.

PERFORMANCE TABLE / LEISTUNGSÜBERSICHT SSP 2 m³ (QF 2)

QF-2							DISCHARGE (Q)						
							m³/h	0	1	1.4	1.8	2	2.4	2.7
							l/min.	0	16.7	23.4	30.1	33.4	40.1	45
MODEL	CONNECTION	MATERIAL CODE (4x4)	MOTOR RATING		I~	3~	TOTAL HEAD IN (m)						
			[kW]	[HP]	[A]	[A]							
QF2 - 6	Rp 1¼	9000002503	0.37	0.5	2.9	1.4	36	33	30	26	24	17	10
QF2 - 9		9000002506	0.37	0.5	2.9	1.4	53	48	44	38	34	24	14
QF2 - 13		9000002494	0.55	0.75	4.0	2.2	77	70	64	55	50	35	20
QF2 - 18		9000002495	0.75	1.0	5.5	2.3	107	97	89	77	69	49	29
QF2 - 23		9000002497	1.1	1.5	8.2	3.4	137	124	114	99	90	64	38
QF2 - 28		9000002498	1.5	2.0	10.2	4.2	167	152	140	122	110	79	49
QF2 - 33		9000002499	1.5	2.0	10.2	4.2	196	178	163	142	128	90	55
QF2 - 40		9000002500	2.2	3.0	14.0	5.5	245	221	203	176	158	111	65
QF2 - 48		9000002501	2.2	3.0	14.0	5.5	292	262	240	207	186	129	72
QF2 - 55		9000002502	3.0	4.0	-	7.9	336	302	277	240	215	150	86
QF2 - 65	sleeve	9000002504	3.0	4.0	-	7.9	395	352	323	280	250	170	94
QF2 - 75		9000002505	4.0	5.5	-	9.6	457	412	378	328	292	205	118
QF2 - 90		-	4.0	5.5	-	9.6	545	489	446	386	345	237	130

PERFORMANCE CURVE / PUMPENKENNLINIEN

SUBMERSIBLE PUMP / UNTERWASSERPUMPEN SSP 3 m³ (QF 5)

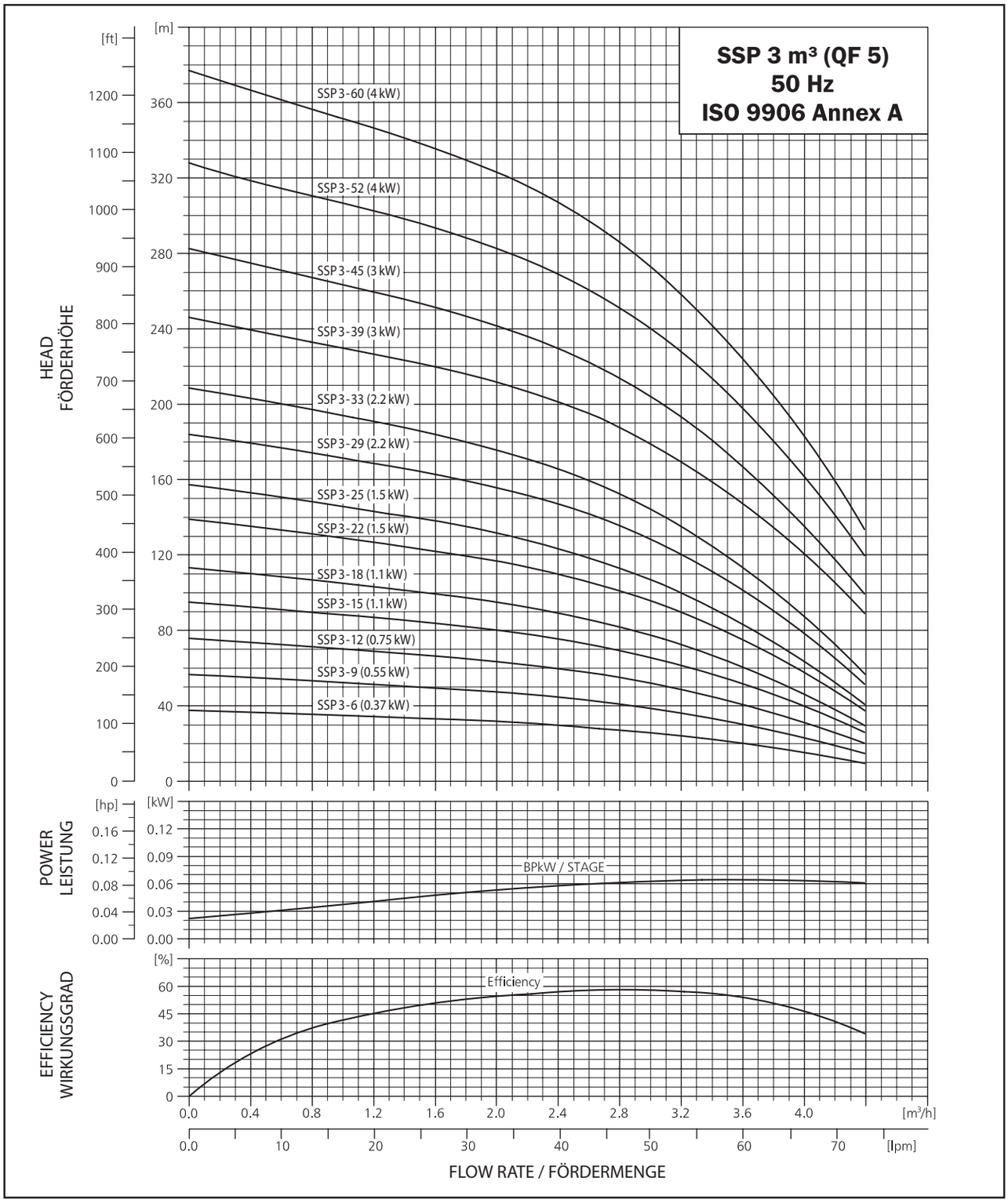

TECHNICAL DATA / TECHNISCHE DATEN

SUBMERSIBLE PUMP / UNTERWASSERPUMPEN SSP 3 m³ (QF 5)

SHAKTI PUMPING LIFE
www.shaktipumps.com

DIMENSIONS AND WEIGHTS

SHAKTI SUBMERSIBLE PUMP SSP 3 m³ (QF 5)

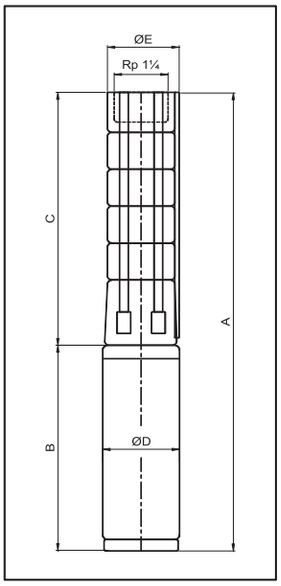

E = Maximum Dia of Pump inclusive of cable guard and motor.

TECHNICAL DATA SSP 3 m³ (QF 5)

PUMP TYPE	MOTOR		DIMENSIONS (MM)							NET WEIGHT (KG)		
	TYPE*	POWER (KW)	C	B		A		D	E	PUMP	MOTOR	
				1X230V	3X220V 3X400V	1X230V	3X220V 3X400V				1X230V	3X220V 3X400V
SSP 3 - 6	PREMIUM 100	0.37	309	242	-	551	-	95	101	3	9	-
SSP 3 - 9	PREMIUM 100	0.55	372	271	242	643	614	95	101	4	10	9
SSP 3 - 12	PREMIUM 100	0.75	435	292	271	727	706	95	101	5	11	10
SSP 3 - 15	PREMIUM 100	1.1	498	340	292	838	790	95	101	5	13	11
SSP 3 - 18	PREMIUM 100	1.1	561	340	292	901	853	95	101	6	13	11
SSP 3 - 22	PREMIUM 100	1.5	645	405	340	1050	985	95	101	7	15	13
SSP 3 - 25	PREMIUM 100	1.5	708	405	340	1113	1048	95	101	8	15	13
SSP 3 - 29	PREMIUM 100	2.2	792	482	405	1274	1197	95	101	9	17	15
SSP 3 - 33	PREMIUM 100	2.2	876	482	405	1358	1281	95	101	10	17	15
SSP 3 - 39	PREMIUM 100	3.0	1002	-	480	-	1482	95	101	11	-	17
SSP 3 - 45	PREMIUM 100	3.0	1128	-	482	-	1610	95	101	13	-	17
SSP 3 - 52	PREMIUM 101	4.0	1275	-	693	-	1968	95	101	14	-	29
SSP 3 - 60	PREMIUM 101	4.0	1443	-	693	-	2136	95	101	16	-	29

* Motor type may change as per requirement.

PERFORMANCE TABLE / LEISTUNGSÜBERSICHT SSP 3 m³ (QF 5)

SSP 3 m³ (QF 5)						DISCHARGE (Q)									
				m³/h		0	1	1.4	1.8	2	2.4	2.8	3.4	4	4.4
				l/min.		0	16.7	23.4	30.1	33.4	40.1	46.8	56.8	66.8	73.5
MODEL	CONNECTION	MOTOR RATING [KW]	MOTOR RATING [HP]	I~ [A]	3~ [A]	TOTAL HEAD IN (m)									
SSP 3 - 6	RP11/4	0.37	0.5	2.9	1.4	38	35	34	32	31	30	27	22	15	12
SSP 3 - 9		0.55	0.75	4	2.2	57	54	51	49	47	45	41	33	23	19
SSP 3 - 12		0.75	1	5.5	2.3	76	70	68	65	64	60	55	45	31	26
SSP 3 - 15		1.1	1.5	8.2	3.4	95	87	85	82	80	76	70	57	40	33
SSP 3 - 18		1.1	1.5	8.2	3.4	113	105	101	97	95	89	82	67	46	38
SSP 3 - 22		1.5	2.0	10.2	4.2	139	129	125	120	117	110	101	83	57	47
SSP 3 - 25		1.5	2.0	10.2	4.2	157	145	140	135	131	124	113	92	63	52
SSP 3 - 29		2.2	3.0	14	5.5	184	171	166	159	156	147	136	111	78	65
SSP 3 - 33		2.2	3.0	14	5.5	209	194	187	180	176	166	152	125	87	72
SSP 3 - 39		3.0	4.0	-	7.9	246	230	223	216	212	201	188	160	120	105
SSP 3 - 45		3.0	4.0	-	7.9	283	264	255	247	242	229	214	181	135	118
SSP 3 - 52		4.0	5.5	-	9.6	328	308	298	289	283	269	251	214	161	141
SSP 3 - 60		4.0	5.5	-	9.6	377	350	341	330	323	307	286	242	182	158

PERFORMANCE CURVE / PUMPENKENNLINIEN

SUBMERSIBLE PUMP / UNTERWASSERPUMPEN SSP 5 m³ (QF 6)

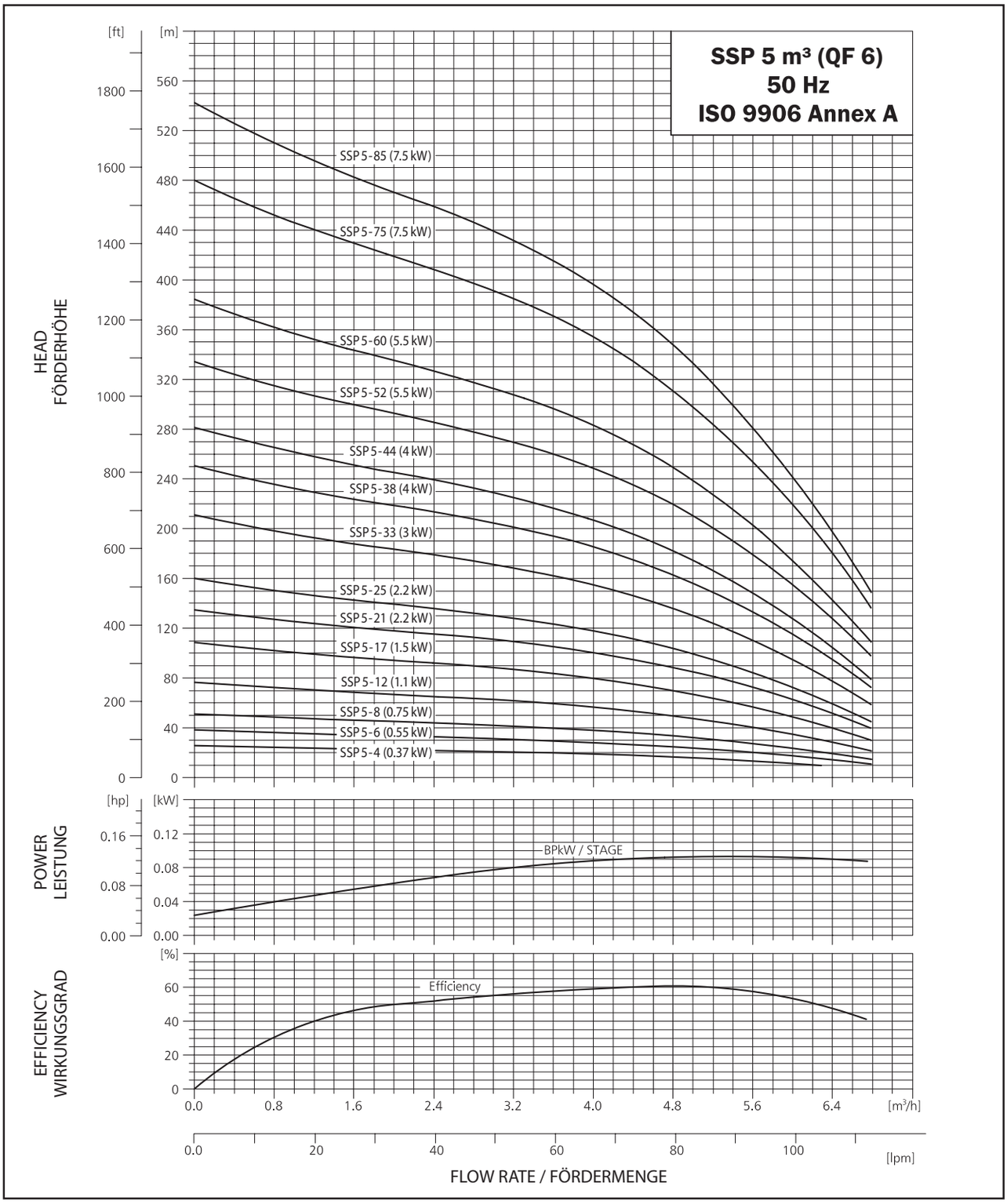

TECHNICAL DATA / TECHNISCHE DATEN

SUBMERSIBLE PUMP / UNTERWASSERPUMPEN SSP 5 m³ (QF 6)

SHAKTI PUMPING LIFE
www.shaktipumps.com

DIMENSIONS AND WEIGHTS

SHAKTI SUBMERSIBLE PUMP SSP 5 m³ (QF 6)

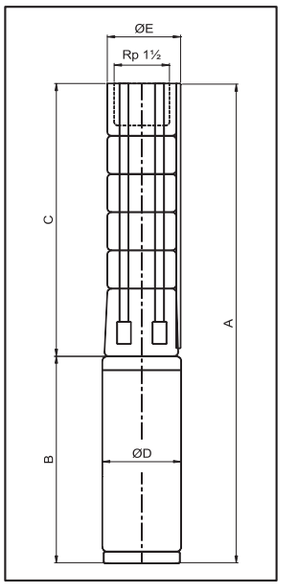

E = Maximum diameter of pump inclusive of cable guard & motor.

SSP 5 -75 to SSP 5 - 85 are mounted in sleeve for Rp 1½" connection and with max. diameter 108 mm.

TECHNICAL DATA SSP 5 m³ (QF 6)

PUMP TYPE	MOTOR		DIMENSIONS (MM)							NET WEIGHT (KG)		
	TYPE	POWER (KW)	C	B		A		D	E	PUMP	MOTOR	
				1X230V	3X220V 3X400V	1X230V	3X220V 3X400V				1X230V	3X220V 3X400V
SSP 5 - 4	PREMIUM 100	0.37	267	242	-	509	-	95	97	3	9	-
SSP 5 - 6	PREMIUM 100	0.55	309	271	242	580	551	95	97	3	10	9
SSP 5 - 8	PREMIUM 100	0.75	351	292	271	643	622	95	97	4	11	10
SSP 5 - 12	PREMIUM 100	1.1	435	340	292	775	727	95	97	5	13	11
SSP 5 - 17	PREMIUM 100	1.5	540	405	340	945	880	95	97	6	15	13
SSP 5 - 21	PREMIUM 100	2.2	624	482	405	1106	1029	95	97	7	17	15
SSP 5 - 25	PREMIUM 100	2.2	708	482	405	1190	1113	95	97	8	17	15
SSP 5 - 33	PREMIUM 100	3	876	-	482	-	1358	95	97	10	-	17
SSP 5 - 38	PREMIUM 101	4	981	693	-	1674	-	95	97	11	29	-
SSP 5 - 44	PREMIUM 101	4	1107	693	-	1800	-	95	97	12	29	-
SSP 5 - 52	PREMIUM 101	5.5	1275	-	693	-	1968	95	97	14	-	29
SSP 5 - 60	PREMIUM 101	5.5	1443	-	693	-	2136	95	97	16	-	29
SSP 5 - 75	PREMIUM 101	7.5	1758	-	770	-	2528	95	97	20	-	33
SSP 5 - 85	PREMIUM 101	7.5	1968	-	770	-	2738	95	97	22	-	33
SSP 5 - 52	MTSF 150	5.5	1275	-	699	-	1974	145	143	14	-	48
SSP 5 - 60	MTSF 150	5.5	1443	-	699	-	2142	145	143	16	-	48
SSP 5 - 75	MTSF 150	7.5	1758	-	719	-	2477	145	143	20	-	50
SSP 5 - 85	MTSF 150	7.5	1968	-	719	-	2687	145	143	22	-	50

* Motor type may change as per requirement.

PERFORMANCE TABLE / LEISTUNGSÜBERSICHT SSP 5 m³ (QF 6)

SSP 5 m³ (QF 6)						DISCHARGE (Q)												
				m³/h		0	1	1.4	1.8	2	2.4	2.8	3.4	4	4.4	5	6	6.7
				l/min.		0	16.7	23.4	30.1	33.4	40.1	46.8	56.8	66.8	73.5	83.5	100.2	111.6
MODEL	CONNECTION	MOTOR RATING [KW]	MOTOR RATING [HP]	I~ [A]	3~ [A]	TOTAL HEAD IN (m)												
SSP 5 - 4	Rp 1 ½	0.37	0.5	2.9	1.4	26	24	23	23	22	22	21	20	19	18	16	11	9
SSP 5 - 6		0.55	0.75	4	2.2	38	36	35	34	33	33	32	30	28	26	24	17	11
SSP 5 - 8		0.75	1	5.5	2.3	51	48	47	46	45	44	43	40	38	36	32	23	15
SSP 5 - 12		1.1	1.5	8.2	3.4	77	72	70	68	67	65	63	60	56	54	47	35	23
SSP 5 - 17		1.5	2	10.2	4.2	109	100	97	96	94	92	90	85	80	75	67	49	32
SSP 5 - 21		2.2	3	14	5.5	135	126	122	120	118	115	112	106	100	95	85	63	42
SSP 5 - 25		2.2	3	14	5.5	160	150	145	141	139	135	131	125	118	112	99	72	48
SSP 5 - 33		3	4	-	7.9	211	195	190	186	183	179	173	166	155	148	130	95	62
SSP 5 - 38		4	5.5	-	9.6	250	233	229	221	219	215	209	199	186	177	157	115	76
SSP 5 - 44		4	5.5	-	9.6	281	260	257	250	245	240	232	220	207	195	174	127	84
SSP 5 - 52		5.5	7.5	-	13.6	334	310	302	296	293	285	280	267	249	238	210	155	110
SSP 5 - 60		5.5	7.5	-	13.6	384	360	345	339	335	325	319	303	283	269	238	175	130

PERFORMANCE CURVE / PUMPENKENNLINIEN

SUBMERSIBLE PUMP / UNTERWASSERPUMPEN SSP 8 m³ (QF 12)

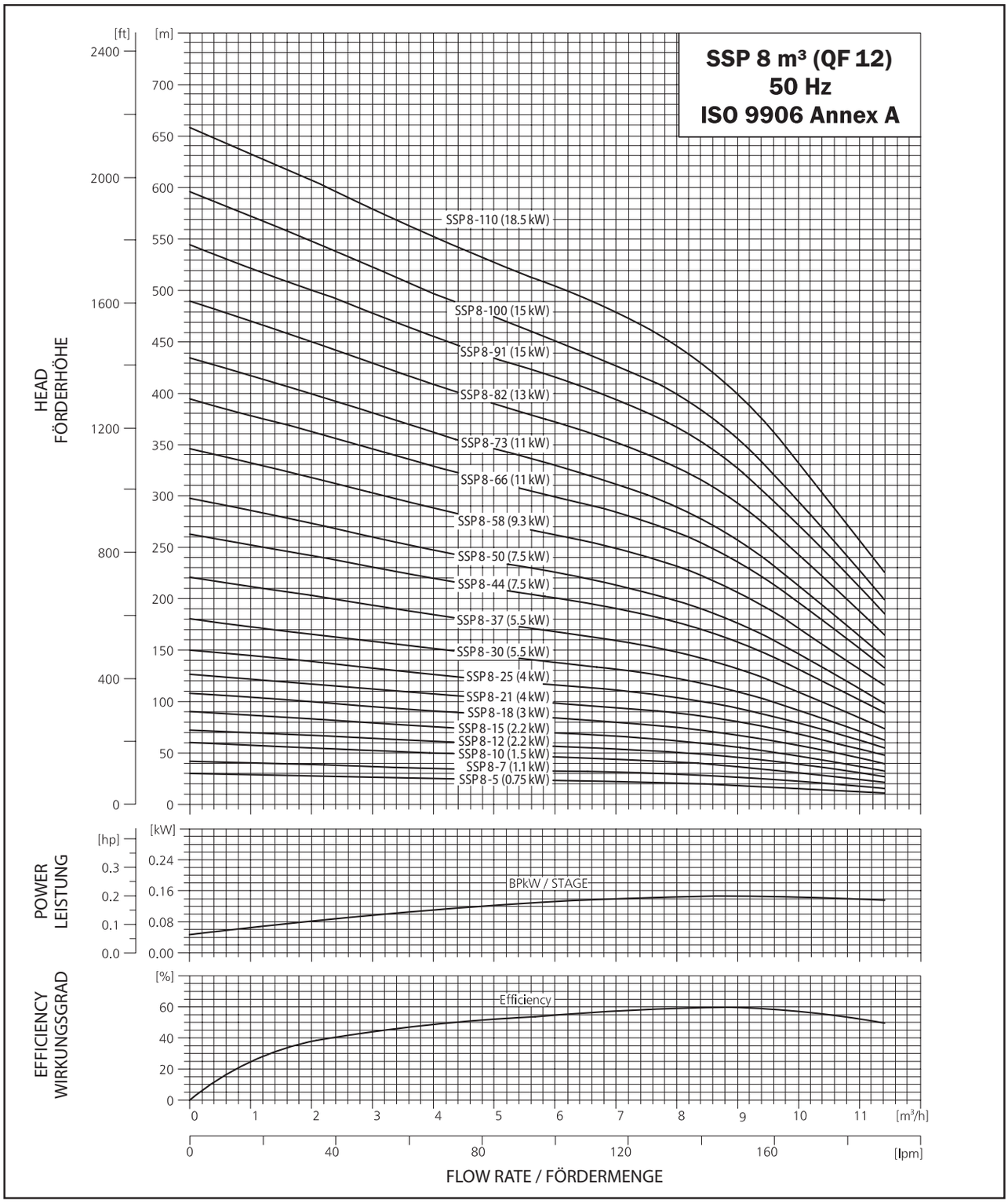

TECHNICAL DATA / TECHNISCHE DATEN

SUBMERSIBLE PUMP / UNTERWASSERPUMPEN SSP 8 m³ (QF 12)

SHAKTI PUMPING LIFE

www.shaktipumps.com

DIMENSIONS AND WEIGHTS

SHAKTI SUBMERSIBLE PUMP SSP 8 m³ (QF 12)

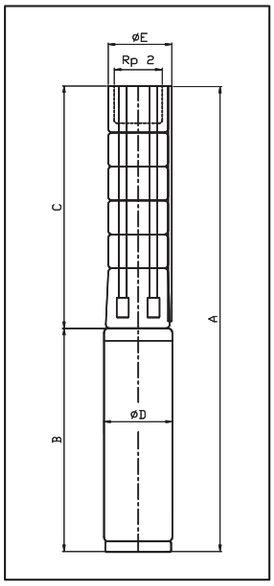

E = Maximum diameter of pump inclusive of cable guard & motor.

SSP 8 - 58 to SSP 8 - 110 are mounted in sleeve for R 2" connection.

TECHNICAL DATA SSP 8 m³ (QF 12)

PUMP TYPE	MOTOR		DIMENSIONS (MM)							NET WEIGHT (KG)		
	TYPE *	POWER (KW)	C	B		A		D	E	PUMP	MOTOR	
				1X230V	3X220V 3X400V	1X230V	3X220V 3X400V				1X230V	3X220V 3X400V
SSP 8 - 5	PREMIUM 100	0.75	415	292	271	707	686	95	101	4	11	10
SSP 8 - 7	PREMIUM 100	1.1	499	340	292	839	791	95	101	5	13	11
SSP 8 - 10	PREMIUM 100	1.5	625	405	340	1030	965	95	101	6	15	13
SSP 8 - 12	PREMIUM 100	2.2	709	482	405	1191	1114	95	101	7	17	15
SSP 8 - 15	PREMIUM 100	2.2	835	482	405	1317	1240	95	101	9	17	15
SSP 8 - 18	PREMIUM 100	3	961	-	482	-	1443	95	101	10	-	17
SSP 8 - 21	PREMIUM 101	4	1087	-	579	-	1666	95	101	11	-	23
SSP 8 - 25	PREMIUM 101	4	1255	-	579	-	1834	95	101	13	-	23
SSP 8 - 30	PREMIUM 101	5.5	1465	-	693	-	2158	95	101	15	-	29
SSP 8 - 37	PREMIUM 101	5.5	1759	-	693	-	2452	95	101	18	-	29
SSP 8 - 44	PREMIUM 101	7.5	2053	-	770	-	2823	95	101	21	-	33
SSP 8 - 50	PREMIUM 101	7.5	2305	-	770	-	3075	95	101	24	-	33
SSP 8 - 30	MTSF 150	5.5	1465	-	699	-	2164	143	145	15	-	48
SSP 8 - 37	MTSF 150	5.5	1759	-	699	-	2458	143	145	18	-	48
SSP 8 - 44	MTSF 150	7.5	2053	-	719	-	2772	143	145	21	-	50
SSP 8 - 50	MTSF 150	7.5	2305	-	719	-	3024	143	145	24	-	50
SSP 8 - 58	MTSF 150	9.3	2641	-	749	-	3390	143	145	27	-	53
SSP 8 - 66	MTSF 150	11	2977	-	779	-	3756	143	145	31	-	53
SSP 8 - 73	MTSF 150	11	3271	-	779	-	4050	143	145	34	-	56
SSP 8 - 82	MTSF 150	13	3649	-	829	-	4478	143	145	38	-	61
SSP 8 - 91	MTSF 150	15	4027	-	874	-	4901	143	145	42	-	66
SSP 8 - 100	MTSF 150	15	4405	-	874	-	5279	143	143	45	-	66
SSP 8 - 110	MTSF 150	18.5	4825	-	919	-	5744	143	143	50	-	70

* Motor type may change as per requirement.

PERFORMANCE TABLE / LEISTUNGSÜBERSICHT SSP 8 m³ (QF 12)

SSP 8 m³ (QF 12)						DISCHARGE (Q)								
				m³/h		0	1.4	2	4	6	8	9	10	11
				1/min.		0	23.4	33.4	66.8	100.2	133.3	150	167	183.7
MODEL	CONNEC-TION	MOTOR RATING [KW]	MOTOR RATING [HP]	I~ [A]	3~ [A]	TOTAL HEAD IN (m)								
SSP 8 - 5	Rp 2	0.75	1.0	5.5	2.3	30	29	27	25	23	21	19	16	12
SSP 8 - 7		1.1	1.5	8.2	3.4	42	40	38	35	32	29	26	22	17
SSP 8 - 10		1.5	2.0	10.2	4.2	60	57	55	50	46	41	37	32	24
SSP 8 - 12		2.2	3.0	14.0	5.5	72	68	66	61	57	51	46	39	31
SSP 8 - 15		2.2	3.0	14.0	5.5	90	85	82	76	70	62	56	47	37
SSP 8 - 18		3.0	4.0	-	7.9	108	102	99	91	84	75	67	57	45
SSP 8 - 21		4.0	5.5	-	9.6	127	120	117	107	99	89	80	68	53
SSP 8 - 25		4.0	5.5	-	9.6	150	142	139	126	116	104	94	79	62
SSP 8 - 30		5.5	7.5	-	13.6	180	170	165	151	138	123	110	92	71
SSP 8 - 37		5.5	7.5	-	13.6	221	210	202	184	168	148	132	110	84

PERFORMANCE CURVE / PUMPENKENNLINIEN

SUBMERSIBLE PUMP / UNTERWASSERPUMPEN SSP 9 m³ (QF 20)

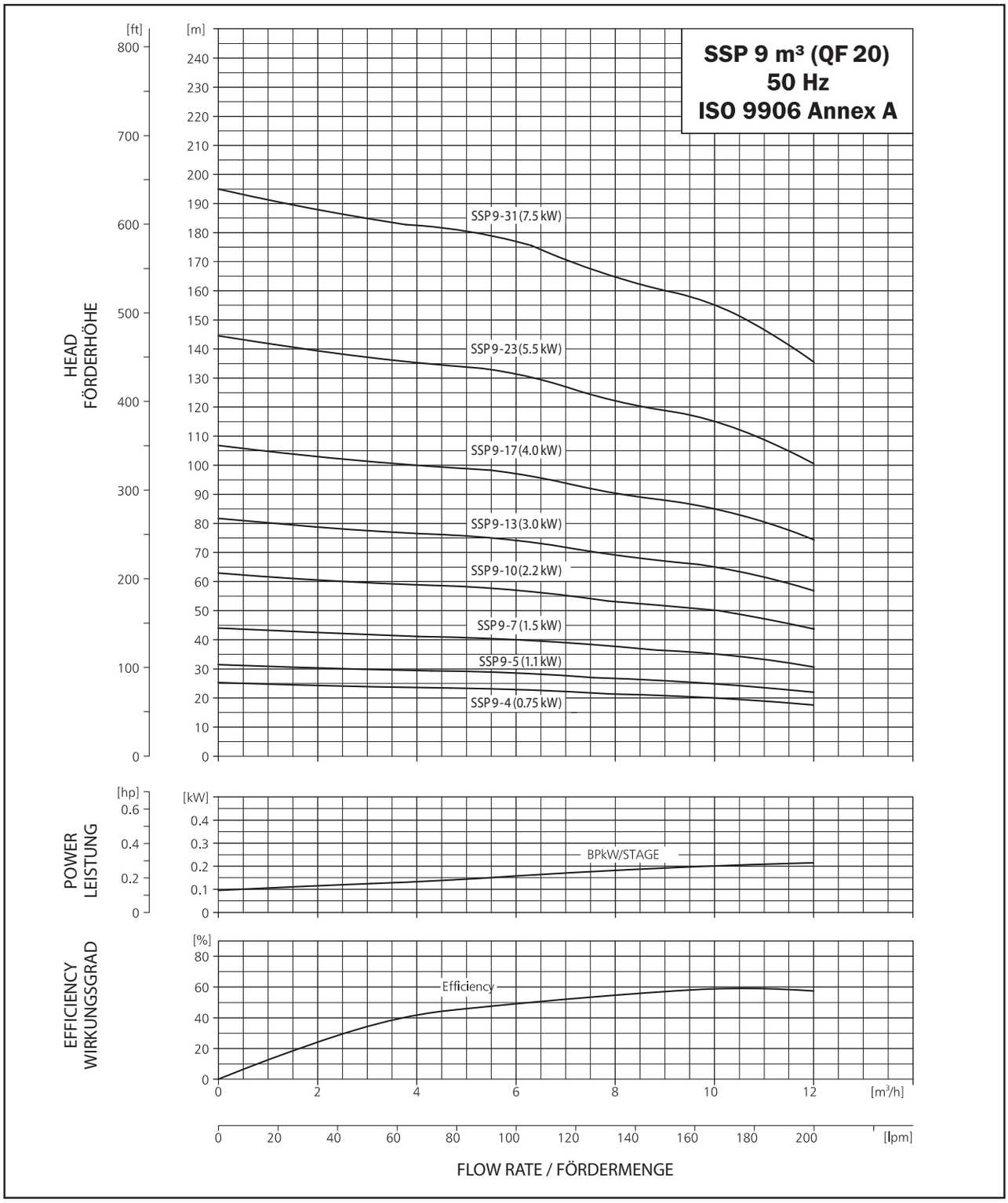

TECHNICAL DATA / TECHNISCHE DATEN

SUBMERSIBLE PUMP / UNTERWASSERPUMPEN SSP 9 m³ (QF 20)

SHAKTI PUMPING LIFE

www.shaktipumps.com

DIMENSIONS AND WEIGHTS

SHAKTI SUBMERSIBLE PUMP SSP 9 m³ (QF 20)

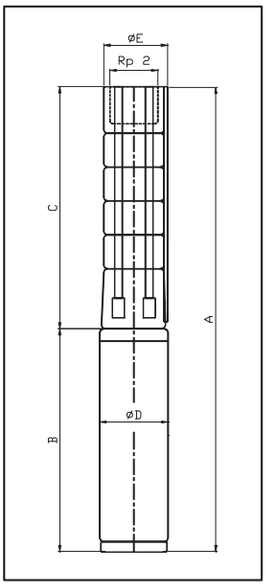

E = Maximum diameter of pump inclusive of cable guard & motor.

TECHNICAL DATA SSP 9 m³ (QF 20)

PUMP TYPE	MOTOR		DIMENSIONS (MM)							NET WEIGHT (KG)		
	TYPE	POWER (KW)	C	B		A		D	E	PUMP	MOTOR	
				1X230V	3X220V 3X400V	1X230V	3X220V 3X400V				1X230V	3X220V 3X400V
SSP 9 - 4	PREMIUM 100	1.1	445	340	292	785	737	95	101	6	13	11
SSP 9 - 5	PREMIUM 100	1.1	510	340	292	850	802	95	101	6	13	11
SSP 9 - 7	PREMIUM 100	1.5	640	405	340	1045	980	95	101	7	15	13
SSP 9 - 10	PREMIUM 100	2.2	835	482	405	1317	1240	95	101	8	17	15
SSP 9 - 13	PREMIUM 100	3	1030	-	482	-	1512	95	101	11	-	17
SSP 9 - 17	PREMIUM 101	4	1290	-	579	-	1869	95	101	14	-	23
SSP 9 - 23	PREMIUM 101	5.5	1680	-	693	-	2373	95	101	19	-	29
SSP 9 - 31	PREMIUM 101	7.5	2200	-	770	-	2970	95	101	24	-	33
SSP 9 - 23	MATASF 150	5.5	1750	-	699	-	2449	145	143	19	-	48
SSP 9 - 31	MATASF 150	7.5	2270	-	719	-	2989	145	143	24	-	50

* Motor type may change as per requirement.

PERFORMANCE TABLE / LEISTUNGSÜBERSICHT SSP 9 m³ (QF 20)

SSP 9 m³ (QF 20)		DISCHARGE (Q)								
		m³/h		0	2	4	6	8	10	12
		l/min.		0	33.4	66.8	100.1	133.6	167	200.1
MODEL	CONNECTION	MOTOR RATING		TOTAL HEAD IN (m)						
		[KW]	[HP]							
SSP 9 - 4	Rp2	0.75	1	27	26	25	24	22	20	18
SSP 9 - 5		1.1	1.5	34	33	31	30	28	25	23
SSP 9 - 7		1.5	2	47	46	44	42	39	35	32
SSP 9 - 10		2.2	3	68	65	63	60	55	50	45
SSP 9 - 13		3	4	88	85	81	78	72	65	59
SSP 9 - 17		4	5.5	115	111	106	102	94	85	77
SSP 9 - 23		5.5	7.5	155	150	144	138	127	115	104
SSP 9 - 31		7.5	10	209	202	194	186	171	155	140

PERFORMANCE CURVE / PUMPENKENNLINIEN

SUBMERSIBLE PUMP / UNTERWASSERPUMPEN SSP 14 m³ (QF 25)

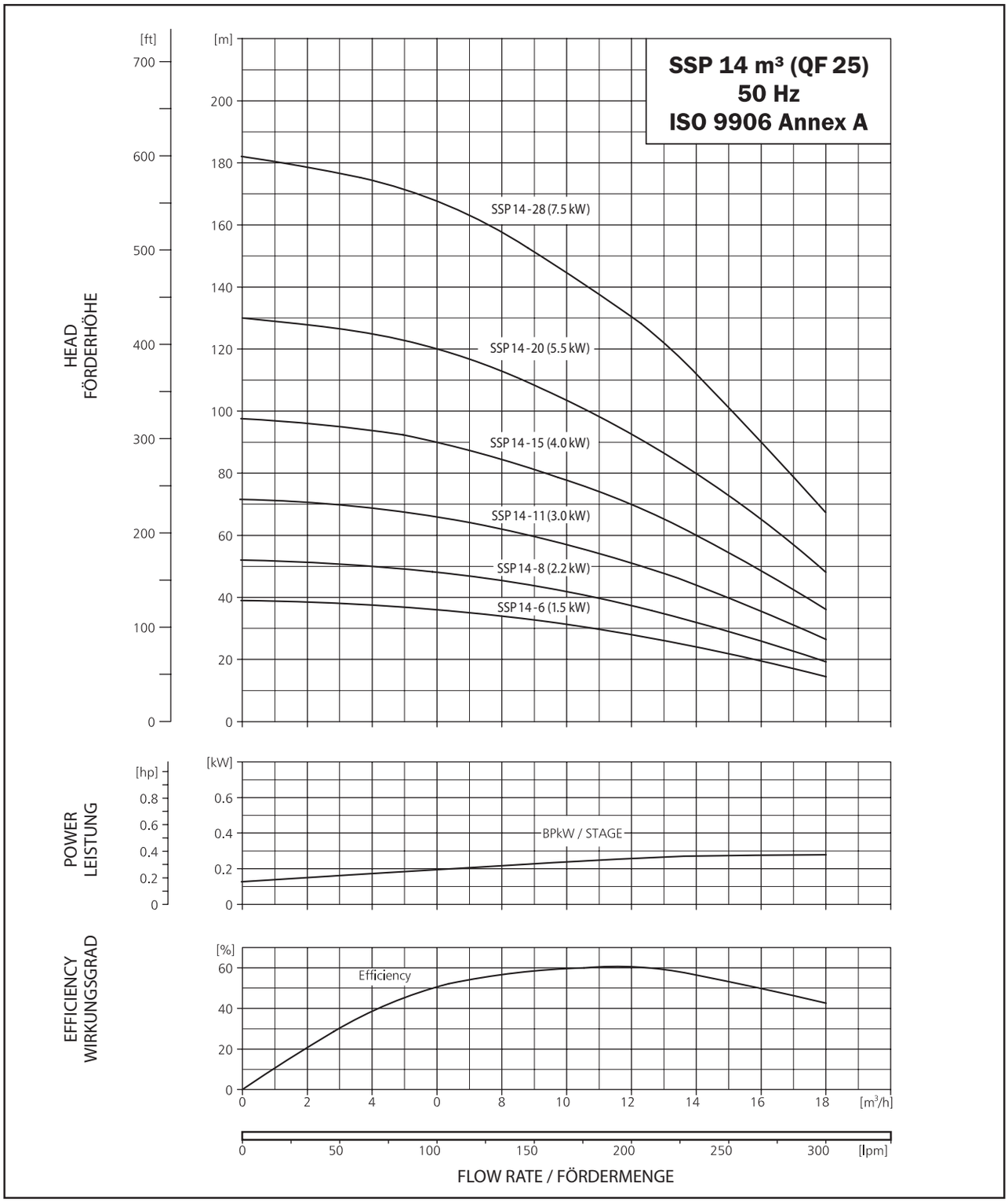

TECHNICAL DATA / TECHNISCHE DATEN

SUBMERSIBLE PUMP / UNTERWASSERPUMPEN SSP 14 m³ (QF 25)

SHAKTI PUMPING LIFE

www.shaktipumps.com

DIMENSIONS AND WEIGHTS

SHAKTI SUBMERSIBLE PUMP SSP 14 m³ (QF 25)

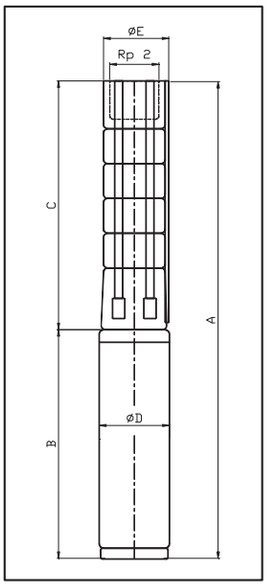

E = Maximum diameter of pump inclusive of cable guard & motor.

TECHNICAL DATA SSP 14 m³ (QF 25)

PUMP TYPE	MOTOR		DIMENSIONS (MM)							NET WEIGHT (KG)		
	TYPE	POWER (KW)	C	B		A		D	E	PUMP	MOTOR	
				1X230V	3X220V 3X400V	1X230V	3X220V 3X400V				1X230V	3X220V 3X400V
SSP 14 - 6	PREMIUM 100	1.5	575	405	340	980	915	95	101	3	15	13
SSP 14 - 8	PREMIUM 100	2.2	705	482	405	1187	1110	95	101	4	17	15
SSP 14 - 11	PREMIUM 100	3	900	-	482	-	1382	95	101	4	-	17
SSP 14 - 15	PREMIUM 101	4	1160	-	579	-	1739	95	101	5	-	23
SSP 14 - 20	PREMIUM 101	5.5	1485	-	693	-	2178	95	101	7	-	29
SSP 14 - 28	PREMIUM 101	7.5	2005	-	770	-	2775	95	101	9	-	33
SSP 14 - 20	MATASF 150	5.5	1555	-	699	-	2254	145	143	7	-	48
SSP 14 - 28	MATASF 150	7.5	2075	-	719	-	2794	145	143	9	-	50

* Motor type may change as per requirement.

PERFORMANCE TABLE / LEISTUNGSÜBERSICHT SSP 14 m³ (QF 25)

SSP 14 m³ (QF 25)		DISCHARGE (Q)								
		m³/h		0	6	9	11	12	14	18
		l/min.		0	100.2	150	183.7	200.4	233.8	300.6
MODEL	CONNECTION	MOTOR RATING [KW]	MOTOR RATING [HP]	TOTAL HEAD IN (m)						
SSP 14 - 6	Rp 2	1.5	2	39	36	32	29	28	24	14
SSP 14 - 8		2.2	3	52	48	42	39	37	32	19
SSP 14 - 11		3	4	72	66	58	54	51	44	26
SSP 14 - 15		4	5.5	98	90	80	74	70	60	36
SSP 14 - 20		5.5	7.5	130	120	106	98	93	80	48
SSP 14 - 28		7.5	10	182	168	148	137	131	112	67

Auswahl-Tabelle für Pumpensteigleitungen
Selection table for Column Pipes

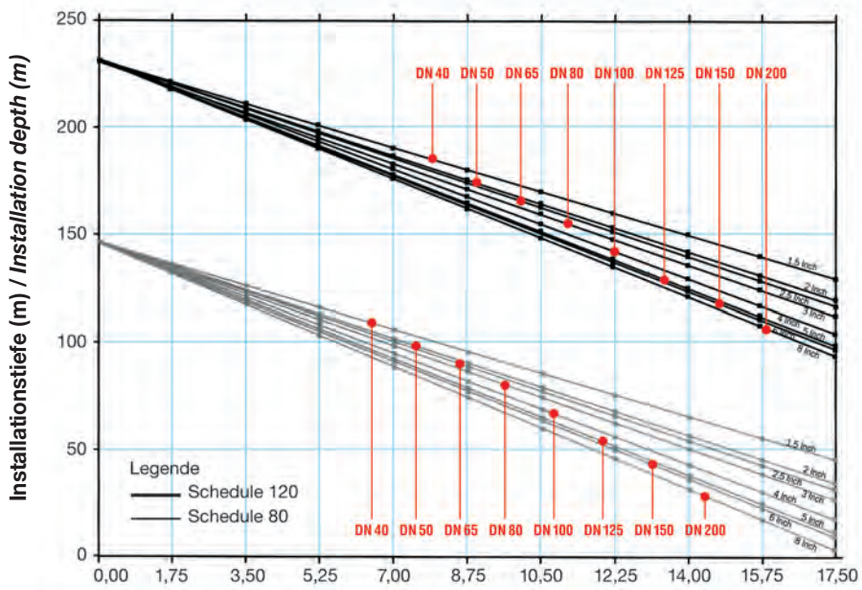

JAIN Pumpensteigleitungen werden aus hochwertigem PVC-U hergestellt und sind trinkwassergeeignet. Verdrehsicherung durch Längsrippen.

JAIN Pumpensteigleitungen zeichnen sich durch geringes Gewicht, einfachen Zusammenbau und einfache Demontage, schnellen Ein- und Aubau der Pumpensteigleitung aus.

Keine Korrossion,
kein chemischer Angriff,
glatte Innenwand,
freie Durchströmung.

Schutzrechte in den meisten Ländern weltweit angemeldet.

Pumpen-Übergang / *pump Connector*



Größe/Size		D	L	L1
inch	mm	mm	mm	mm
1,5	38	48,1	160	18,3
2	50	60,2	160	19,2
2,5	65	72,8	205	30,5
3	80	88,7	205	30,5
4	100	114,1	230	33,0
5	125	141,0	265	35,7
6	150	168,0	265	38,4
8	200	218,7	285	43,4

PVC-Überg. Sure-Loc™/Gew. / *PVC Top Connector*

Größe/Size		D	L	L1
inch	mm	mm	mm	mm
1,5	38	48,1	210	18,3
2	50	60,2	220	19,2
2,5	65	72,8	250	30,5
3	80	88,7	250	30,5
4	100	114,1	205	33,0
5	125	141,0	265	35,7
6	150	168,0	265	38,4
8	200	218,7	285	43,4

PVC Hebekappe / *PVC Lifting Cap*

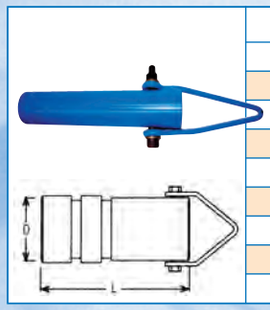

Größe/Size		D	L
inch	mm	mm	mm
1,5	38	48,1	210
2	50	60,2	220
2,5	65	72,8	250
3	80	88,7	250
4	100	114,1	265
5	125	141,0	265
6	150	168,0	265
8	200	218,7	285

PVC Sure-Loc™ Kupplung / *PVC Sure-Loc™ Coupler*



Größe/Size		D	L
inch	mm	mm	mm
1,5	38	60	179
2	50	81	184
2,5	65	95	261
3	80	114	261
4	100	141	261
5	125	168	295
6	150	200	298
8	200	250	332

Features and Specifications

- *Manufactured from high quality uPVC, safe for potable water.*
- *An innovative locking arrangement hold the joint intact against tensile load coming on the joints and the external ribs take care of torsion forces (i.e. the torque developed at the start and stop of pump).*
- *Patent pending.*
- *Light in weight, easy to handle and transport.*
- *Fast and easy to assemble and dissemble.*
- *Fast lowering and pulling of pumps of pumps, no wait for any joint setting time.*
- *No effect on installation or disassembly due to extreme weather conditions.*
- *Immediate pump testing.*
- *Long life as PVC is totally chemical and corrosion resistant.*
- *Low installation costs, no wrenches or threading tools required.*
- *Efficient pumping due to low friction loss resulting in energy saving.*
- *Smooth inner walls, no scale build up.*
- *Conforms to or exceeds the performance requirement of ASTM D 1785 standard specifications PVC Pipes.*

Application

- *Most suitable for use as submersible pump column pipe.*
- *Suitable for use pumping mains.*
- *Suitable for use shiftable pumping system.*

Range

- *1.5" to 8" dia.*
- *Class: Sch-80 & Sch-120.*

Jain Irrigation Systems Ltd.

PUMPENSTEIGLEITUNGEN / *COLUMN PIPES*



einfache Montage
geringe Kosten

easy installation
low cost

Schutzrechte angemeldet

registered rights

Nach ASTM D 1785 - Schedule 80 - Normalausführung / *Technical Specifications as per ASTM D 1785 - Schedule 80 pipe*									
DN	Zoll **mm**	1,5 **40**	2 **50**	2,5 **65**	3 **80**	4 **100**	5 **125**	6 **150**	8 **200**
Wandstärke ***Wall thickness***	mm	5,0	5,5	7,0	7,6	8,5	9,5	10,9	12,7
Außen Ø ***Outside diameter***	mm	48	60	73	88	114	141	168	219
Außen Ø über Kupplung ***Outside diameter coupling***	mm	63	81	95	114	141	168	200	250
Gewicht pro Laufmeter ***Weight per meter***	kg / m	0,97	1,22	1,76	2,49	3,64	5,05	6,95	10,55
max. Zugbelastung / Verbind. ***max. joint strength***	kg	860	1.100	1.540	2.260	3.650	4.690	7.200	10.200
max. Einbautiefe ***max. deep of installation***	m	145	145	145	145	145	145	145	145
max. Pumpenleistung ***max. pump capacity***	kw	11	15	18,5	22	37	55	75	90
max. Pumpendruck ***max. pump pressure***	bar	29,7	25	25	23,4	20,2	18,3	17,7	15,8
max. Fördermenge ***max. pump rating***	m^3/h	6	11	15,6	24	42,5	67,3	96,5	169,0
max. zul. Gesamtbelastung ***max. string weight***	kg	550	740	1.050	1.450	2.180	3.180	4.460	7.070

Nach ASTM D 1785 - Schedule 120 - starkwandige Ausführung / *Technical Specifications as per ADTM D 1785 - Schedule 120 pipe*									
DN	Zoll **mm**	1,5 **40**	2 **50**	2,5 **65**	3 **80**	4 **100**	5 **125**	6 **150**	8 **200**
Wandstärke ***Wall thickness***	mm	5,7	6,3	7,6	8,8	11,1	12,7	14,2	18,2
Außen Ø ***Outside diameter***	mm	48	60	73	88	114	141	168	219
Außen Ø über Kupplung ***Outside diameter coupling***	mm	63	81	95	114	141	168	200	250
Gewicht pro Laufmeter ***Weight per meter***	kg / m	1,10	1,40	1,91	2,88	4,75	6,75	9,05	15,11
max. Zugbelastung / Verbind. ***max. joint strength***	kg	1.030	1.390	1.790	2.900	4.660	7.230	8.600	14.090
max. Einbautiefe ***max. deep of installation***	m	230	230	230	230	230	230	230	230
max. Pumpenleistung ***max. pump capacity***	kw	11	15	18,5	22	37	55	75	90
max. Pumpendruck ***max. pump pressure***	bar	34,1	29,7	29,7	27,8	27,2	25,3	23,4	24,0
max. Fördermenge ***max. pump rating***	m^3/h	6	10	15,0	22,7	3.820	60,5	88,0	150,2
max. zul. Gesamtbelastung ***max. string weight***	kg	825	1.125	1.600	2.240	3.420	5.000	7.000	11.460

Baulängen: 1, 2 und 3 Meter
Length: 1, 2 and 3 meter

Hebekappen: Edelstahl bzw. PVC
Lifting Cap: SS or PVC

Übergänge: Edelstahlgewindeanschluss nach DIN 2999 auf PVC-Rohrkuppler, PVC-Gewinde nach DIN 2999 auf PVC-Rohrkuppler

Pump connectors: SS acc. to DIN 2999 on PVC-Coupler, PVC-Thread acc. to DIN 2999 on PVC-Coupler

SHAKTI
PUMPING LIFE
www.shaktipumps.com

VARIOUS CERTIFICATIONS – A PROOF OF OUR EXCELLENCE:

Delivering world-class pumps has become a routine at Shakti Pumps (I) Ltd. And this has earned us various prestigious certifications. We are proud to be associated with the US army as well, a rare feat and a great honor for an Indian company.

EXPORT TO 100 COUNTRIES | c UL us | ISO 9001 BUREAU VERITAS Certification | UKAS QUALITY MANAGEMENT 008

STAR EXPORT HOUSE Certificate Holder | India's First 5 Star Rating Pump – MORE STARS MORE SAVINGS – ENERGY SAVINGS GUIDE | CE | INDIAN POWER BRANDS 2013

EXPORT TO 100 COUNTRIES | c UL us | STAR EXPORT HOUSE Certificate Holder | India's First 5 Star Rating Pump ENERGY SAVINGS GUIDE | CE | INDIAN POWER BRANDS 2015

SHAKTI PUMPS (I) LTD.
Regd. Office & Works : Plot No.401, Sector - 3, Pithampur - 454774, Dist.- Dhar (M.P.) - INDIA
Contact: +91-7292 410500, Fax: +91-7292-407044
E-mail: info@shaktipumps.com, sales@shaktipumps.com, Visit us at: www.shaktipumps.com

SAP NO. 2900000673

Hydropipe
Vertriebsgesellschaft m.b.H.
Büro & Verwaltung / *Headoffice:* 5082 Grödig • Oberfeldstraße 4
Zentrallager / *Distributioncenter:* 5412 Puch • Riesbachstraße 769 & 770
Tel. +43 (0) 62 46 / 744 31-0 • Fax +43 (0) 62 46 / 744 31-17 • office@hydropipe.at • www.hydropipe.at